



Proudly presents to you

IMM Coating Fingerprint Certification Scheme

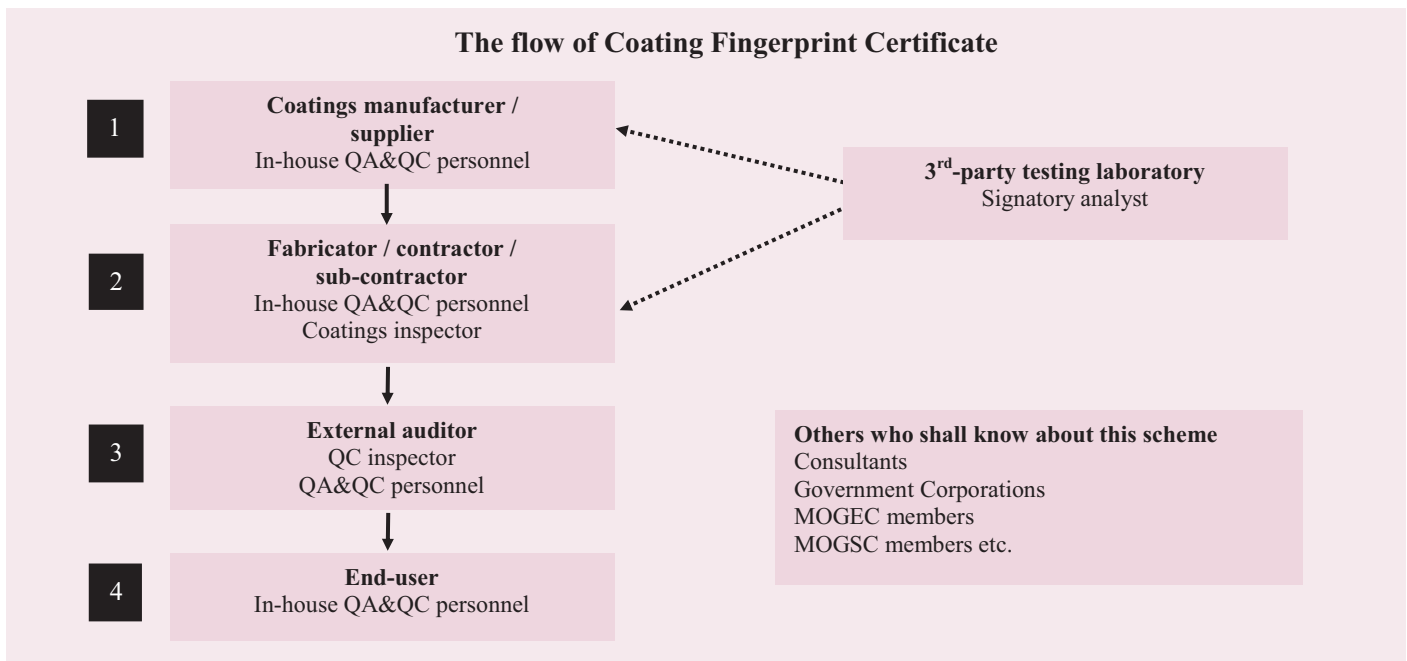
Tentative IMM Coating Fingerprint Certification Scheme comprises certification courses:

1. **IMM Coating Fingerprint Foundation Course** (a 1-day classroom & laboratory course) (pre-requisite for this course: NIL)
2. **IMM Certified Coating Fingerprint Quality Controller** (a 2-day classroom & laboratory course, with an exam consisting of 100 multiple-choice questions to be answered within 2 hours at the end of the course) (*pre-requisite for IMM Certified Coating Fingerprint Quality Controller: IMM Coating Fingerprint Foundation Course OR IMM Coating Inspector Level 2 OR equivalent*).

Objective: To assure the quality of the protective coatings products used in the oil and gas industry.

Who shall attend and be certified?

For all those who produce, inspect, review and validate *Coating Fingerprint Certificate*.



A successful industry-academia collaboration solving an industrial challenge on fingerprinting of polymeric coatings

Background of Coating Fingerprint Certificate and all related articles can be accessed at <http://iommm.org.my/coating-fingerprint-certificate/background-of-coating-fingerprint-certificate/>

WHY FINGERPRINT COATINGS?

Why do we need to FINGERPRINT coatings when anti-corrosion paint failures have never caused structural collapse or direct loss of primary containment?

Should the industry allow non-conforming paints to be supplied just because the price of non-conformance is not a direct cause of leak or structural failure?

MORE
with IMM



MATERIALS IND

Issue 13

Jan 2016


www.iomm.org.my

Institute of Materials, Malaysia

Advance Program
REGISTER NOW!

HRDF CLAIMABLE IMTCE2016

10th International Materials Technology Conference & Exhibition



16th - 19th May 2016

Putra World Trade Centre,
Kuala Lumpur, Malaysia

Synergising Industry & Academia
Design | Research | Inventions

3 Technical Symposiums

ISAPM2016

International Symposium on Advanced Polymeric Materials

ISMAI2016

International Symposium on Materials & Asset Integrity

ISCC2016

International Symposium on Coatings & Corrosion

For more information, visit:

www.imtce2016.org

featuring

COATINGS & CORROSION
FABRICATION & WELDING 2016

HIGHLIGHTS



31

Coatings Fingerprinting Implementation



45

MLC 2015




53

Welding Quality Improvement Initiatives



5	IMM Council Members
6-9	IMTCE2016 Conference Leaflet
10-15	IMTCE2016 List of Invited Speaker/Oral-E/Oral-O
16-17	IMTCE2016 Satellite Symposium Leaflet
18	IMTCE2016 Conference Related Events
20-21	IMTCE2016 Career Path Elevation
24	IMTCE2016 Conference Main Program Schedule
25	IMTCE2016 Conference Publication Avenue
26	IMTCE2016 PWTC Neighborhood Maps
27-30	IMTCE2016 Masterclass leaflet
31-34	IMM Coating Fingerprint Certification Scheme
40-42	Report on: <ul style="list-style-type: none">• Forum "Towards Fingerprinting of Polymeric Coatings" IV
43	Report on: <ul style="list-style-type: none">• Jotun Visit to Faculty of Applied Sciences, Universiti Teknologi MARA
44	Report on: <ul style="list-style-type: none">• Kuala Lumpur Engineering Science Fair 2016
45-46	Report on: <ul style="list-style-type: none">• Young Persons' World Lecture Competition (YPWLC2015)
48	Report on: <ul style="list-style-type: none">• Shell Malaysia Exploration and Production Quality Day 2015
49-52	IMM Working Committees & Regional Chapters
53	Reports on: <ul style="list-style-type: none">• 24th Asian Welding Federation Council Meeting• Collaboration between IMM-IIS-MOCA
54-57	Technical Article: <ul style="list-style-type: none">• Economical aspect of efficient process control in welding Fabrication

Materials Mind Photography Competition Winning Photograph Issue 13



Congratulations to Dr. Lim Teck Hock from Faculty of Applied Sciences and Computing, Tunku Abdul Rahman University College, Setapak. He won RM 500 and an award certificate.

Title : NanoGold: A whole new world

Photography description:

A bright-field high resolution transmission electron microscopy (HRTEM) image of monodispersed gold nanoparticles taken at the start of an in-situ study of coalescence at nanoscale. The particles self-assembled into shapes resembling that of New Zealand and Australia - a purely serendipitous and delightful encounter.